

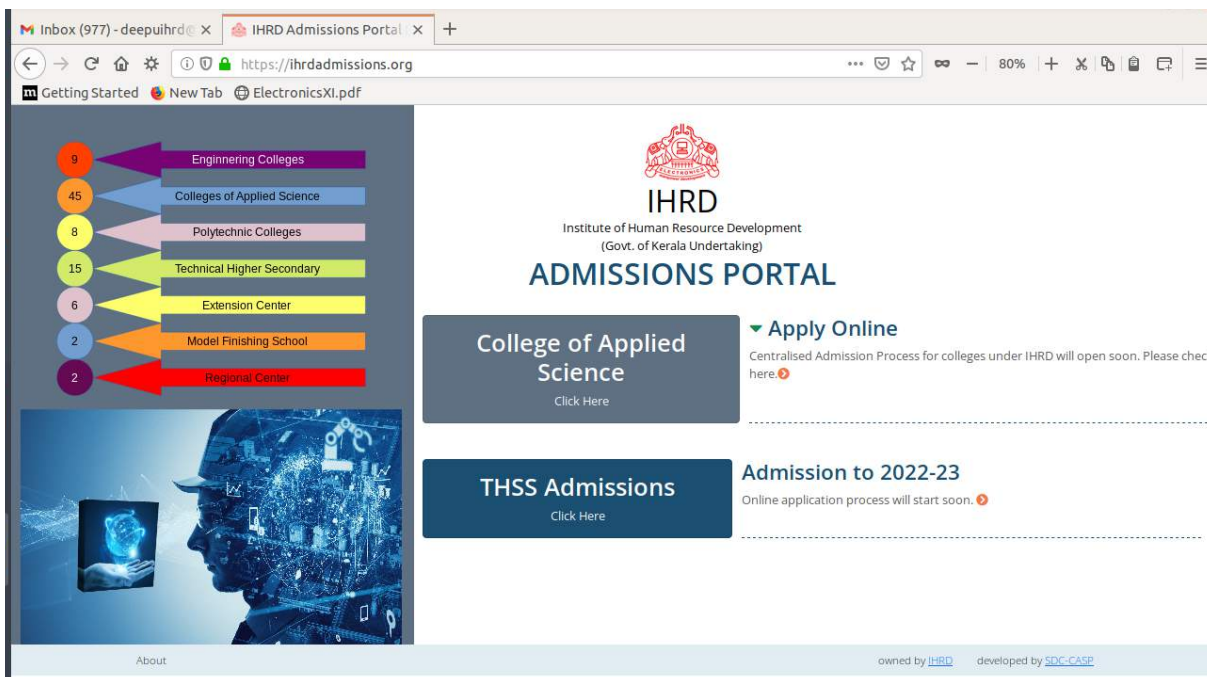
Centralised Admission Portal

for UG/PG Courses in Colleges of Applied Science of IHRD (IHRD Quota)

Under Kerala / Mahatma Gandhi / Calicut / Kannur Universities

PORTAL GUIDELINES

- * To register online, an applicant must visit the URL: <https://ihrdadmissions.org/>
- * The objective of this portal: Admission to the seats in IHRD Quota of UG/PG courses of College of Applied Sciences (Managed by IHRD, Govt. Of Kerala) affiliated to different Universities in Kerala (Kerala University, Mahatma Gandhi University, Kannur University, Calicut University).
- * Read the prospectus of each universities and portal guidelines before starting registration process.
- * The prospectus and portal guidelines can be downloaded from the link given at the top of the website.
- * Portal Help Desk– Phone: **9526725135 , 9446073146, 9447568549** Email: **cascajihrd@gmail.com**



Instructions for New Applicants proceeding for online form-fillup :


1. New applicants applying for online form-fillup shall have to first login to the system by registering their mobile no and email id. Please keep the mobile with you at the time of online registration.
2. Candidates are advised to use their own mobile no and email Id for registration and applying online. All further communications shall be made on this mobile no and email id only.
3. Preferred web browsers are latest versions of Firefox and Chrome.
4. Applicants are advised to use Desktop PC/ Laptops for online registration.

7. Applicants shall have to take a printout of the admission form after final submission is made and carry it to the college on the date of admission along with original copies (plus one set of Photostat copies) of all mark sheets, certificates and relevant documents.
8. Please LOGOUT of the portal before leaving especially if you are using a shared computer/ internet cafe.
9. Applicants facing any difficulty in online form fill-up are to contact the portal helpline no / email id provided on the portal home page.
10. Applicants are advised to apply well in advance before the last date of submission to avoid last minute issues. Since printed forms are not used, students facing any difficulty should contact the college office early to sort out any difficulties. Step by step guidelines are provided at each and every step of the online process to help you easily procure and submit your application form. Applicants may send their queries to the college email address provided on the website or contact the helpline no.
11. Applicant must ensure that the user-id (registration no) and passcode is kept handy for all the future correspondence/reference regarding admission process.

Step by Step Process

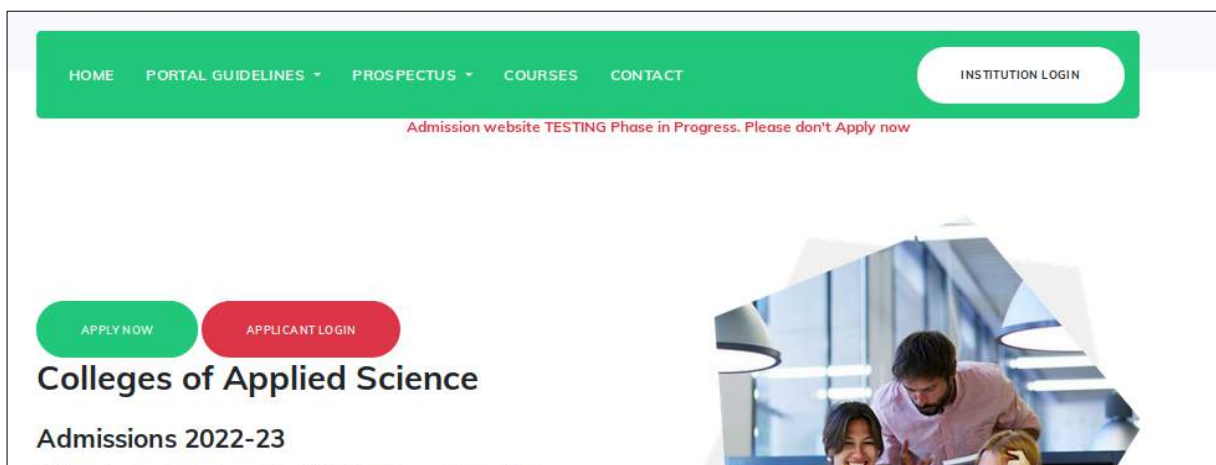


First click on the College of Applied Science Apply Online button at the Home Page.



Step1. Registration

1. As a first time user, applicant shall go to “APPLY NOW” to create the user account, Under this page all fields are mandatory.





2. Applicant shall enter his/her name as mentioned in certificate/ marklist.
3. Enter your existing email-id , which will be used for the admission procedure.
4. Applicant shall also provide a valid mobile phone number (10 digit number without any prefix, i.e. 0 or +91).

The screenshot shows a web form titled "New Registration". At the top, there are four steps: "Step -1 Registration" (highlighted), "Step -2 Payment", "Step -3 Fill Application", and "Step -4 Final Submit". A green button labeled "EDIT APPLICATION" is in the top right. Below the title, there are two radio buttons: "for Degree Courses" (selected) and "for Post Graduate Courses". The form contains the following fields: "Name of Applicant:" (text input), "Date of Birth:" (text input with placeholder "dd/mm/yyyy"), "Gender:" (dropdown menu with "Male" selected), "Applying to University" (radio buttons for Kerala University, M.G University, Calicut University, and Kannur University), "Category:" (dropdown menu with "General" selected), "E-Mail:" (text input), and "Phone:" (text input). At the bottom, there are two buttons: a green "CREATE" button and a red "CANCEL" button.

5. Applicant must ensure that all the details entered in the form are correct. Before submitting the details, applicant must confirm that the details entered are correct . Finally click the “Create” button to create a new user account.
6. Successfully registered candidate will get a user-id (registration no) and passcode. This data is necessary for filling up the application in the next step. The user-id (registration no) and passcode (date of birth) also send to the registered email-id.

The screenshot shows a success message box with a blue border. The text inside reads: "Registration Completed Successfully. Registration ID: 207453". Below this, it says: "Please remember your Registration ID : 207453 and password: [** is your date of birth DD-MM-YYYY **] for future login and communication." Underneath, there is a section titled "Continue Application" with a green button labeled "CONTINUE APPLICATION".

Use “CONTINUE APPLICATION” button to go to the application form. OR



Application Entry/ Edit

APPLY NOW

APPLICANT LOGIN

Colleges of Applied Science

Admissions 2022-23

(Affiliated to Kerala/Mahatma Gandhi/Calicut/Kannur Universities)



* Use “APPLICANT LOGIN” button for registered user to go to the application form.

Edit/Modify Your Existing Application

Application ID:

Date of Birth:

LOGIN

CANCEL

Using the Application-id and date of birth of the candidate can enter the online application form.

Step 2. Payment

Application Fee Payment

You have to complete application fee payment through the SBI Collect interface provided through the link below and update the Transaction ID , Date in the form below. Approval of application will happen only when the Transaction is verified by IHRD.
Fee once paid is not refundable at any cause (see Prospectus for details).

Please note down Transaction ID and Date from SBI Collect interface and complete the form and click on update.

Applying for *IHRD Quota* in colleges under Kerala University Category : GENERAL

Application Fee for : DEEPU JOSEPH

Pay ₹ 750 PAY NOW

Transaction ID:

Date of Transaction:

UPDATE

CANCEL

Click on the “PAY NOW” button. Candidate will get SBI Collect portal.



Products & Services Know More
हिंदी

STATE BANK COLLECT

A MULTI-MODAL PAYMENT PORTAL

DISCLAIMER CLAUSE

[Terms Used](#)

- > **Corporate Customer:** Firm/Company/Institution (FCI) collecting payment from their beneficiaries.
- > **User:** The beneficiary making a payment to FCI for the services/goods availed.
- > Bank shall not be responsible, in any way, for the quality or merchantability of any product/merchandise or any of the services related thereto, whatsoever, offered to the User by the Corporate Customer. Any disputes regarding the same or delivery of the Service or otherwise will be settled between Corporate Customer and the User and Bank shall not be a party to any such dispute. Any request for refund by the User on any grounds whatsoever should be taken up directly with the Corporate Customer and the Bank will not be concerned with such a request.
- > Bank takes no responsibility in respect of the services provided and User shall not be entitled to make any claim against the Bank for deficiency in the services provided by the Corporate Customer.
- > The User shall not publish, display, upload or transmit any information prohibited under Rule 3(2) of the Information Technology (Intermediaries guidelines) Rules, 2011.
- > In case of non-compliance of the terms and conditions of usage by the User, the Bank has the right to immediately terminate the access or usage rights of the User to the computer resource of the Bank and remove the non-compliant information.

I have read and accepted the terms and conditions stated above.
(Click Check Box to proceed for payment.)

[Proceed](#)

Read the terms and condition and click on the check box. Then select the “Proceed” button.
Fill the data on the State Bank Collect screen.

State Bank Collect
21-Jun-2022 [02:08 PM IST]

IHRD COLLEGE OF APPLIED SCIENCE
8547005045 , KERALA , KERALA-691523

Provide details of payment

Select Payment Category * KANNUR UNIVERSITY- UG ADMISSION ▼

NAME *

APPLICATION ID *

Date Of Birth *

STREAM * --Select STREAM-- ▼

CATEGORY * --Select CATEGORY-- ▼

MOBILE NUMBER *

OPTION 1 * --Select OPTION 1-- ▼



OPTION 5 *

AMOUNT *

Remarks

--Select OTPTION 5--

- Application fee for General Category is Rs. 350/- PER COLLEGE and for SC/ST Rs.150/-PER COLLEGE
- APPLICANT SHOULD BE PROVIDING THE APPLICATION ID & Category (Provided by the IHRD CAP Website at the time of Registration) and University for which he is applying. Based on the count of colleges selected, amount payable should be selected for each option and pay the total amount
- Note down the D U E Reference number for future use

Please enter your Name, Date of Birth (For Personal Banking) / Incorporation (For Corporate Banking) & Mobile Number. This is required to reprint your e-receipt / remittance(PAP) form, if the need arises.

Name *

Date Of Birth / Incorporation *

Mobile Number *

Email Id

Enter the text as shown in the image * D9F7C

Submit
Reset
Back

• Mandatory fields are marked with an asterisk (*)

After submission the candidate will get a the details. If details are correct then click the “Confirm” button.

Verify details and confirm this transaction

Category	KANNUR UNIVERSITY- UG ADMISSION
NAME	deepu joseph
APPLICATION ID	207453
Date Of Birth	1/12/1975
STREAM	UG
CATEGORY	GENERAL
MOBILE NUMBER	9446073146
OPTION 1	College of Applied Science Pinarayi
OPTION 2	College of Applied Science Cheemeni
OPTION 3	College of Applied Science Neruvambram Payannur
OPTION 4	College of Applied Science P.K.K Memorial Manathavady
OTPTION 5	College of Applied Science E M S Memorial Ittly
AMOUNT	750
Total Amount	INR 750.00
Remarks	UG

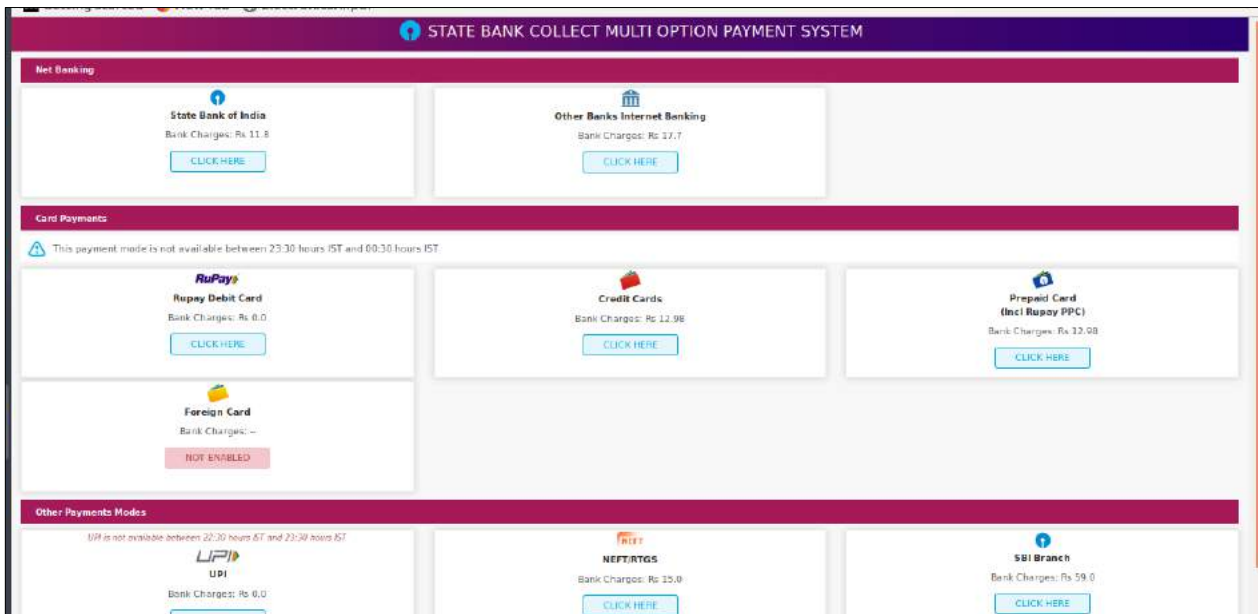
• Please ensure that you are making the payment to the correct payee.

Confirm
Cancel

© State Bank of India
Privacy Statement | Disclosure | Terms of Use



Select the payment option and pay the application fee.



After the payment process candidate get a Transaction ID and Date of transaction in the Application Fee Payment screen.

Application Fee Payment

You have to complete application fee payment through the SBI Collect Interface provided through the link below and update the Transaction ID , Date in the form below. Approval of application will happen only when the Transaction is verified by IHRD.
Fee once paid is not refundable at any cause (see Prospectus for details).

Please note down Transaction ID and Date from SBI Collect interface and complete the form and click on update.

Applying for **IHRD Quota** in colleges under **Kerala University** Category : GENERAL
 Application Fee for : DEEPU JOSEPH

Pay ₹ 750 PAY NOW

Transaction ID:

Date of Transaction:

UPDATE
CANCEL

Click on the “UPDATE” button.

Candidate get the Application Form. Fill the details carefully.



Step 3 Fill Application

Application ID: 200029

Personal Details

You are Applying in the University : MAHATMA GANDHI UNIVERSITY, KOTTAYAM

Applicant's Name (As in +2 level Exam, Full CAPITAL LETTERS)

DEEPU JOSEPH

Category

GENERAL

Date of Birth 01/12/1975

Gender

Male

Nationality

Indian

Nativity

Kerala

Aadhar No

EMail

deepuihrdper@gmail.com

Guardian's Name

Relationship With Guardian

Guardian's Phone

Mother's Name

Annual Income

10000

Religion

Community

Address for Communication

SAVE



Reservations

Name of THSS, in case the applicant has passed Plus Two course from a THSS managed by IHRD:

Do you claim THSS Reservation? Yes

(If Yes, Select the IHRD THSS where you studied)

Select Institution

Are you dependent of an Ex-Service Man? Yes

Do you have NCC certificate (in the Plus two level) Yes

NCC Grade (A/B/C)

--Select if NCC Cadet--

Do you have certificate in NSS (in the Plus two level) Yes

Are you a candidate for seats reserved for the widows/wards of Armed Forces of Personnel, killed/disabled in action during peace time? Yes

Are you Eligible for LOCAL Reservation (See Prospectus) Yes

Select Your Option

Are you a SPC(Student Police Cadet) in +2 level? Yes

Do you have 'A' Grade in State Level Arts Festival Kerala? Yes

Are you a candidate for the seat reserved for the student from Union Territory of Lakshadweep? Yes

Are you a candidate with 40% or more disability(PWD)? Yes

Are you a candidate for the seat reserved for wards of Kashmiri Migrants? Yes

SAVE

Mark Details

Proposed Plus (+2) Grade:

Proposed IIT Madras/IIIT Hyderabad/IIITM Varanasi (+2) Grade:

University/CGP Reg No. (If you are a candidate of an University/CGP Programme, **DO NOT** leave. You must fill up your CGP ID Number in the University/Institution's Website)

View of Pending:

Phone Number:

Final

Qualifying Exam Passed (+2 Grade):

Select Exam Type

Part III: Marks

Subject	Marks	Maximum Marks
English		
--Select Second Language-- Second Language/1st lang.		
Select Subject Eignment Subject 1		
Select Subject Eignment Subject 2		
Select Subject Eignment Subject 3		
Select Subject Eignment Subject 4		
Select Subject Eignment Subject 5		
Total Mark: All +2 level Examinations	CGP Subjects in Plus +2 Must be in English Total Obtained	Maximum Mark Out of

SAVE



* Before submission candidate must verify the all data entered in the portal. No modification allowed after final submission. PDF version of the filled application can download / print at this stage.

* After submission relogin again and take the printout of application.

(സബ്മിഷൻ ചെയ്തതിനുശേഷം വീണ്ടും ലോഗിൻ ചെയ്തു പ്രിന്റൗട്ട് എടുക്കണം.)

* Application PDF, Application Fee Receipt other documents should be produced before college authority at the time of admission.

(അപ്ലിക്കേഷൻ പ്രിന്റൗട്ട് ഉം അപ്ലിക്കേഷൻ ഫീ അടച്ച രസീതും മറ്റു ഡോക്യുമെന്റുകളും അഡ്മിഷൻ സമയത്തു അതാതു കോളേജുകളിൽ ഹാജരാക്കിയാൽ മതിയാകും.)